

Morning Parents

Purpose for the meeting.

To share information about:

- *how phonics is taught at school.
- *the phonics screening check.
- *ways in which you can support your children at home.

Let's say the alphabet together.





The sound of the day is...

Can you write
the
sound in the air/
on the carpet/
on your board?



Do you know the letter names?

The tricky word for today is





Can you read this word?

wait



Can you read this word?

main

• — •



Can you read this word?

tail



Can you read this word?

rain



Can you read this word?

sail



Can you read this word?

mail



Can you read this word?

faint



Can you read this word?

paint




Can you read this word?

snail



Can you write these words.



| | | |
|--|--|--|
| | | |
|--|--|--|

| | | | |
|--|--|--|--|
| | | | |
|--|--|--|--|



Is rain wet?



Yes

No



Can you post
the mail?




Yes

No



Can a snail
sing?




Yes

No



Can paint be
thick?



Yes

No

What new sound did we learn today?

What new tricky word did we learn today?

When will the phonics screening check take place?

The screening check will take place throughout the week beginning Monday 8th June 2020. The children cannot retake the test at any other time so it is very important your child is in school during this week.

Every Year 1 child in the country will be taking the phonics screening check during the same time.

The aim of the check is to ensure that children can apply their phonics skills to help them read new words.

What are the children expected to do?

The check is very similar to tasks the children already complete during phonics lessons.

Children will be asked to 'sound out' a word and blend the sounds together e.g. d-o-g - dog main
m-ai-n

The check consists of **40 words** altogether, 20 that are real and 20 that are 'nonsense/ alien words'. The words are split into 2 sections. The first section will have more simpler structures of 3 or 4 letters and the second section with more complex structures of 5 or 6 letters.

Examples of words:

in

at

beg

sum

ot



vap



osk



ect



All 'alien words' have a picture of an alien so there is no need for the guess

Vocabulary

Digraph- 2 letters making one sound **ow**

Trigraphs- 3 letters making one sound **igh**

Split digraphs- 2 vowels with a consonant inbetween. Use to be known as the magic e!

spine - i_e

A lot of children found difficult to spot the **split digraphs** in words. Please encourage your children to look for split digraphs in words. Children should look carefully when they see the letter 'e' at the end of the word e.g. bake, rice, stone, cute, rule.

Who will conduct the check?

Each Year 1 class teacher will conduct the phonics screening check with their own class.

The children will complete the check one at a time in a quiet area of the school.

How can you help?

You can help your child prepare for their Phonics Screening Check by going over the phonics they've learned in Reception and Year 1 so far.

Read new books and stories with them where they will be introduced to words that they'll have to sound out (segment and blend).

Re-read words to check it makes sense. Ask your children questions to see if they fully understand.

Children can practise their phonics by playing games online, particularly like 'Buried Treasure' on phonics.org.uk

Note

Results will be given out in the Summer term with the final report.

If your child's score falls below the standard, they will be given extra phonics help and can re-take the Phonics screening check in Year 2.

Any Questions?